

SUPPORT FACILITIES ELEMENT

NOTE: Unless otherwise noted, the goals, objectives and policies contained in this element shall guide development of the Main Campus and Southwest Campus in Tallahassee as well as the Panama City Campus in Panama City, Florida.

Goal 1

To provide support facilities to meet the University's educational, research, and public service mission and future needs.

Objective 1A

Construct new support facilities to correct existing deficiencies and to meet the future needs of the University.

Policy 1A-1

The University shall locate new support facilities as shown on **Figures 6.1.1, 6.1.2, 6.2, and 6.3** for the Main Campus, **Figure 6.4** for the Southwest Campus and **Figure 6.5** for the Panama City Campus. The timing and phasing requirements for these facilities are established in the Capital Improvements Element.

Policy 1A-2

The University shall provide additional support facilities in accordance with the priorities established in **Table 6.1.a** for the Main Campus, **Table 6.1.b** for the Southwest Campus, **Table 6.1.c** for the Panama City Campus, and as modified during annual Capital Improvement Plan reviews.

Policy 1A-3

Continue to fund support facilities, both new construction and remodeling/renovation projects, based on legislatively allocated and PECO funding processes. At the same time, actively seek alternative or additional private funding for new support facilities.

Policy 1A-4

Site support facilities in mixed-use zones that include other building types, where and when appropriate.

Revised: 18 January 2018

Goal 2

To ensure the provision of adequate and accessible intramural/extramural facilities to support the University's mission.

Objective 2A

Preserve and enhance intramural/recreational and athletic facilities.

Policy 2A-1

Seek and ensure adequate support funding streams to preserve and enhance intramural/extramural facilities.

Policy 2A-2

Study the reprioritization of University playing field maintenance.

Policy 2A-3

Eliminate parking on intramural/recreational fields, sports club fields, and other fields.

Policy 2A-4

Biennially, continue the Campus Recreation Department's programs to identify and correct facility deficiencies, especially as mandated by governing rules and regulations.

Policy 2A-5

Complete and activate replacement intramural/recreational and athletic facilities before old facilities are phased out, if they are phased out.

Policy 2A-6

Reserve first priority to use FSU intramural athletic facilities/recreational facilities for the University community.

Objective 2B

Expand intramural/recreational and athletic facilities to correct existing deficiencies and to meet the future needs of the University.

Policy 2B-1

The University shall locate new intramural/recreational facilities as shown on **Figure 6.2** and **Figure 6.4**. The timing and phasing requirements for these facilities are established in the Capital Improvements Element.

Revised: 18 January 2018

Policy 2B-2

Promote programs and provide facilities to support gender equity.

Policy 2B-3

Develop intramural/recreational and athletic facilities in proximity to existing facilities.

Policy 2B-4

Provide new recreational facilities within the proposed future boundaries of the Main Campus in proximity to existing facilities.

Policy 2B-5

Seek Capital Improvement Trust Funds funding for the intramural/recreational facilities identified in the Capital Improvements Element.

Policy 2B-6

The University shall provide additional support facilities in accordance with the priorities established in **Table 6.2.a & b**.

Goal 3

To ensure the provision of adequate and accessible intercollegiate athletic facilities to support the University's intercollegiate programs.

Objective 3A

Preserve and enhance existing intercollegiate athletic facilities.

Policy 3A-1

Complete and activate new intercollegiate athletic facilities before old facilities are phased out, if they are phased out.

Policy 3A-2

Biennially, continue the Athletic Department's programs to identify and correct facility deficiencies, especially as mandated by governing rules and regulations.

Policy 3A-3

Explore means to provide adequate, designated parking for special events, replacing any existing parking that is lost.

Revised: 18 January 2018

Policy 3A-4

Expand, enhance, and promote a "park and ride" system for major intercollegiate athletic events on campus. See Element 12 Intergovernmental Coordination, Policy 1H-7.

Objective 3B

Expand intercollegiate athletic facilities to correct existing deficiencies and to meet the future needs of the University.

Policy 3B-1

The University shall locate new intercollegiate athletic facilities as shown on **Figure 6.3**. The timing and phasing requirements and priorities for these facilities are established in the Capital Improvements Element.

Policy 3B-2

Promote programs and provide facilities to support gender equity.

Policy 3B-3

Provide new intercollegiate athletic facilities in proximity to existing intercollegiate athletic facilities.

Goal 4

Utilize intercollegiate and intramural fields to enhance the overall campus environment.

Objective 4A

Use intramural and intercollegiate playing fields to enhance the campus.

Policy 4A-1

Develop intramural and intercollegiate playing fields in areas of flatter terrain.

Policy 4A-2

Locate intramural and intercollegiate playing fields to enhance campus edges and improve vistas to campus.

TABLE 6.1.a Projection of Future Support Gross Building Area Needs – Main Campus

(* = completed, under construction, or previously funded)

Project #	Project Name	(RM)Rmdling, (RN)Rnovtns, (NC)New Const	Academic or Other Programs to Benefit from Projects	Net Assignable Square Feet (NASF)	Gross Square Feet (GSF)
Main Campus - E & G					
Currently Funded Projects					
3*	President's Residence	NC	Campus	7,500	11,000
11*	Satellite Chilled Water Plant II	NC	Campus	7,544	7,861
Plan Years 1-5					
22	Academic Support Building	NC	Facilities	63,000	91,200
Plan Years 6-10					
40	Westcott Bldg. Remodeling	RM	Admin	67,500	83,700
41	Cogeneration Plant No. 1	NC	Campus	20,000	32,000
Main Campus - AUXILIARY AND OTHER PROJECTS					
Division of Student Affairs Currently Funded Projects					
1*	Student Success Facility, Phase 1 (Dunlap)	NC	Student Affairs	31,764	46,913
2*	Student Success Facility, Phase 2 (GEM)	NC	Student Affairs	24,000	36,000
8*	Thagard Building Renovation	RN	Student Affairs	24,000	35,000
11*	Landis Hall Remodeling	RM	Housing	60,000	107,130
12*	Wildwood Residence Halls Phase 1	NC	Housing	115,700	157,728
13*	Degraff Hall Reconstruction	NC	Housing	115,000	157,226
14*	Wildwood Residence Halls Phase 2 (Traditions)	NC	Housing	78,800	118,070
15*	New Residence Hall Construction (Residence Hall Replacement Ph.1)	NC	Housing	112,600	164,900
Division of Student Affairs Plan Years 1-5					
16	Deviney & Dorman (Residence Hall Replacement Ph.2)	NC	Housing	107,200	156,800
17	Infant & Toddler Childcare	NC	Housing	9,143	13,730
Division of Student Affairs Plan Years 6-10					
4	Oglesby Student Union Renovations, Phase 2	RN	Union	18,000	30,000
5	Oglesby Student Union Expansion, Phase 1	NC	Union	30,000	40,000
6	Oglesby Student Union Expansion, Phase 2	NC	Union	35,000	50,000

Revised: 18 January 2018

7	FSU Flying High Circus Relocation	NC	Circus	20,000	25,000
TABLE 6.1.a Projection of Future Support Gross Building Area Needs – Main Campus					
continued					
Project	Project Name#	(AQ) Aquired (RM)Rmdling, (RN)Rnovtns, (NC)New Const	Academic or Other Programs to Benefit from Projects	Net Assignable Square Feet (NASF)	Gross Square Feet (GSF)
8	Thagard Building Expansion	NC	Student Affairs	20,000	30,000
9	Leach Recreation Center Expansion	NC	Camp. Rec.	7,000	10,000
10	Racquet Sports Complex (see Table 6.2.a)	NC	Camp. Rec.	120,000	156,000
Dept. of Business Services Currently Funded Projects					
18*	Building 141 Remodeling (Starbucks)	RM	Food Services	1,300	1,500
20*	Parking Garage No. 4	NC	Parking	300,000	328,000
21*	Parking Garage No. 5/ Conference Center	NC	Parking/CPD	324,000	400,000
22*	Parking Garage No. 6	NC	Parking	300,000	328,000
Dept. of Business Services Plan Years 1-5:					
24	Parking Garage No. 7	AQ	Parking	300,000	328,000
Dept. of Business Services Plan Years 6-10					
19	Call Street Café	NC	Food Services	2,100	3,200
Dept. of Intercollegiate Athletics Currently Funded Projects					
26*	Mike Long Track Field House Renovation & Expansion	NC/RN	Athletics	8,036	12,326
27*	Practice Fields Improvements (Indoor Practice Facility)	NC/RN	Athletics	80,000	92,000
28*	Athletic Fields Improvements (Band Practice Field)	NC/RN	Athletics	N/A	N/A
29*	Women’s Softball Batting Cage	NC	Athletics	7,000	8,000
Dept. of Intercollegiate Athletics Plan Years 1-5					
30	Doak Campbell Stadium Improvements	NC/RM	Athletics	N/A	N/A
Dept. of Intercollegiate Athletics Plan Years 6-10: none					

Source: FSU See Element 14 Capital Improvement Plan

Revised: 18 January 2018

TABLE 6.1.b Projection of Future Support Gross Building Area Needs – Southwest Campus

(* = completed, under construction, or previously funded)

Project #	Project Name	(RM)Rmdling, (RN)Rnovtns, (NC)New Const	Academic or Other Programs to Benefit from Projects	Net Assignable Square Feet (NASF)	Gross Square Feet (GSF)
Southwest Campus E & G					
Plan Years 1-5					
SW15A	Facilities Support A	NC	Facilities	9,000	10,000
SW20	Seminole Golf Course Improvements	RN	Recreation / Athletics	N/A	N/A
Plan Years 6-10					
SW15B	Facilities Support B	NC	Facilities	9,000	10,000
Southwest Campus Campus Recreation					
Currently Funded Projects					
SW16*	Intramural Sports Outdoor Complex, Phase 1	NC	Campus Recreation	14,000	16,960
Plan Years 1-5: none					
Plan Years 6-10					
SW17	Intramural Sports Outdoor Complex, Phase 2 (see Table 6.2.b)	NC	Campus Recreation	7,700	10,000
Southwest Campus Intercollegiate Athletics					
Plan Years 1-5: none					
Plan Years 6-10					
SW18	Tennis Courts Expansion	NC	Athletics	17,000	25,000

Source: FSU See Element 14 Capital Improvement Plan

TABLE 6.1.c Projection of Future Support Gross Building Area Needs – Panama City Campus

(* = completed, under construction, or previously funded)

Project #	Project Name	(RM)Rmdling, (RN)Rnovtns, (NC)New Const	Academic or Other Programs to Benefit from Projects	Net Assignable Square Feet (NASF)	Gross Square Feet (GSF)
Currently Funded Projects					
PC1*	Administrative Services Center	NC	Facilities/ Academics	11,200	14,250
PC4	Joint Mixed Use Development	NC	Housing/ Business Services	114,000	170,000

Source: FSU See Element 14 Capital Improvement Plan

Revised: 18 January 2018

TABLE 6.2.a Projection of Future Racquet Sports Complex Needs for Main Campus

FIELD/COURT	NUMBER	SIZE (EACH)	TOTAL SF
<u>Indoor</u>			
Basketball Courts	6	Standard college basketball	56,000
Racquetball/Squash Courts	6	40 x 20 ft. court + clearance (55 x 20)	6,000
Volleyball/Badminton/Ping Pong	3	Standard College Volleyball	5,400
Dedicated Fitness Areas (3)	1	CV/Multi-Weight/Stretch	20,000
Combatives Room	1	Padded walls & floors	5,000
Multipurpose Space	4	100 ft X 50 ft	20,000
<u>Outdoor</u>			
Tennis/Basketball Courts	6	Standard Size	50,000
6 Lane Track	1	Quarter Mile	Around Facility

Source: FSU Recreation Department, September 2006

TABLE 6.2.b Projection of Future Intramural Field Needs for Southwest Campus Outdoor Complex (Phase 2)

FIELD/COURT	NUMBER	SIZE (EACH)	TOTAL SF
Tennis Courts	4	Standard Size	33,000
Basketball Courts	3	Standard College Basketball	21,000
Street Hockey	1	200 ft X 100 ft	20,000
Sand Volleyball Courts	2	72 X 42 ft w/ clearance	6,300

Source: FSU Recreation Department, September 2006

Revised: 18 January 2018

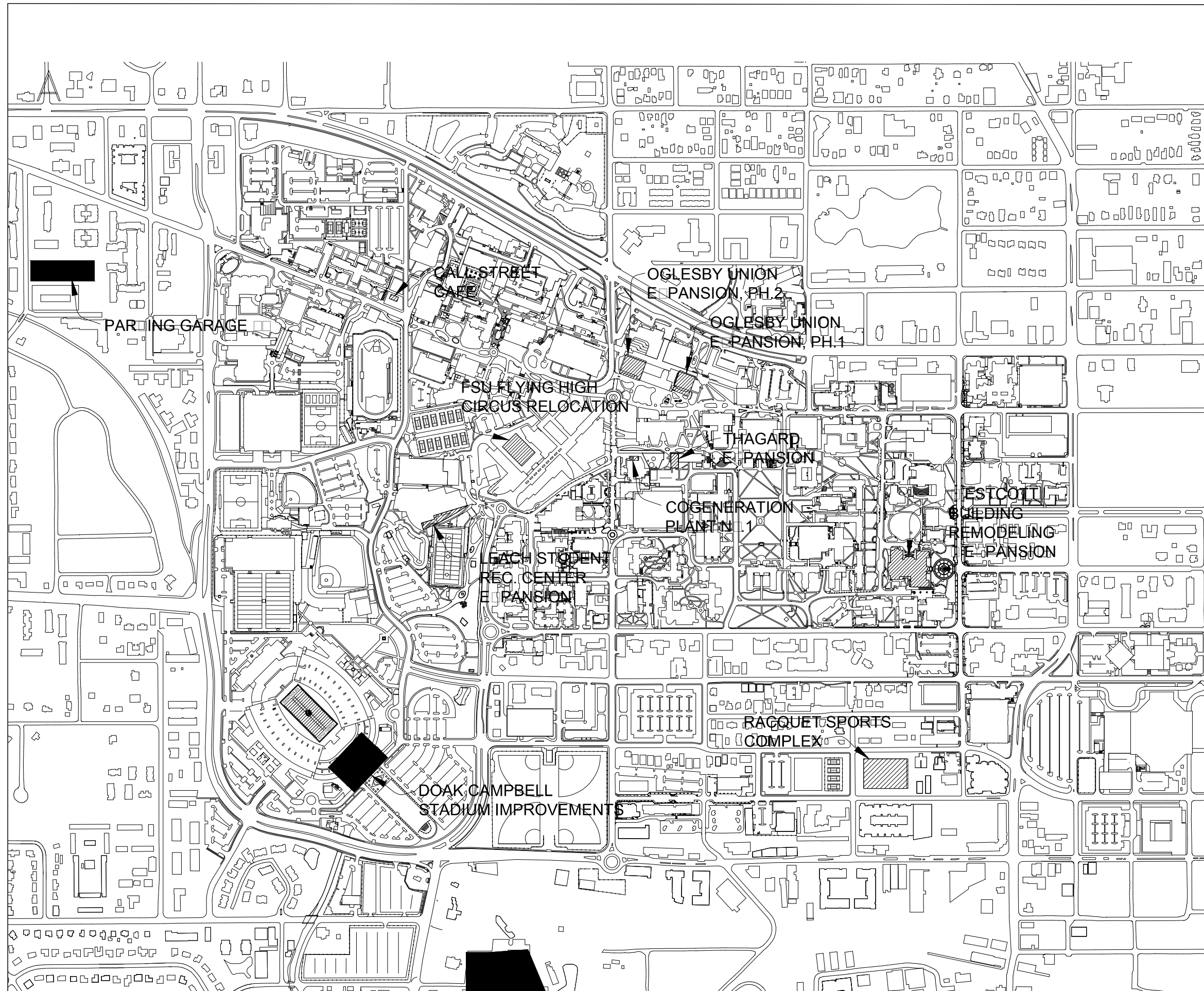


FIGURE 6.1.1

FUTURE SUPPORT LOCATIONS

LEGEND:

- FUTURE SUPPORT YEAR 1 - 5
- ▨ FUTURE SUPPORT YEAR 6 - 10

KEY PLAN:

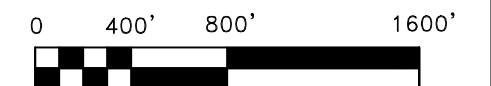


SOURCE:

BASEMAP BY FSU
 MASTER PLAN BY PARSONS

COMPREHENSIVE MASTER PLAN
FLORIDA STATE UNIVERSITY
 TALLAHASSEE, FLORIDA
 GOP

13 JUNE 2008
 REV: 10 JUNE 2016



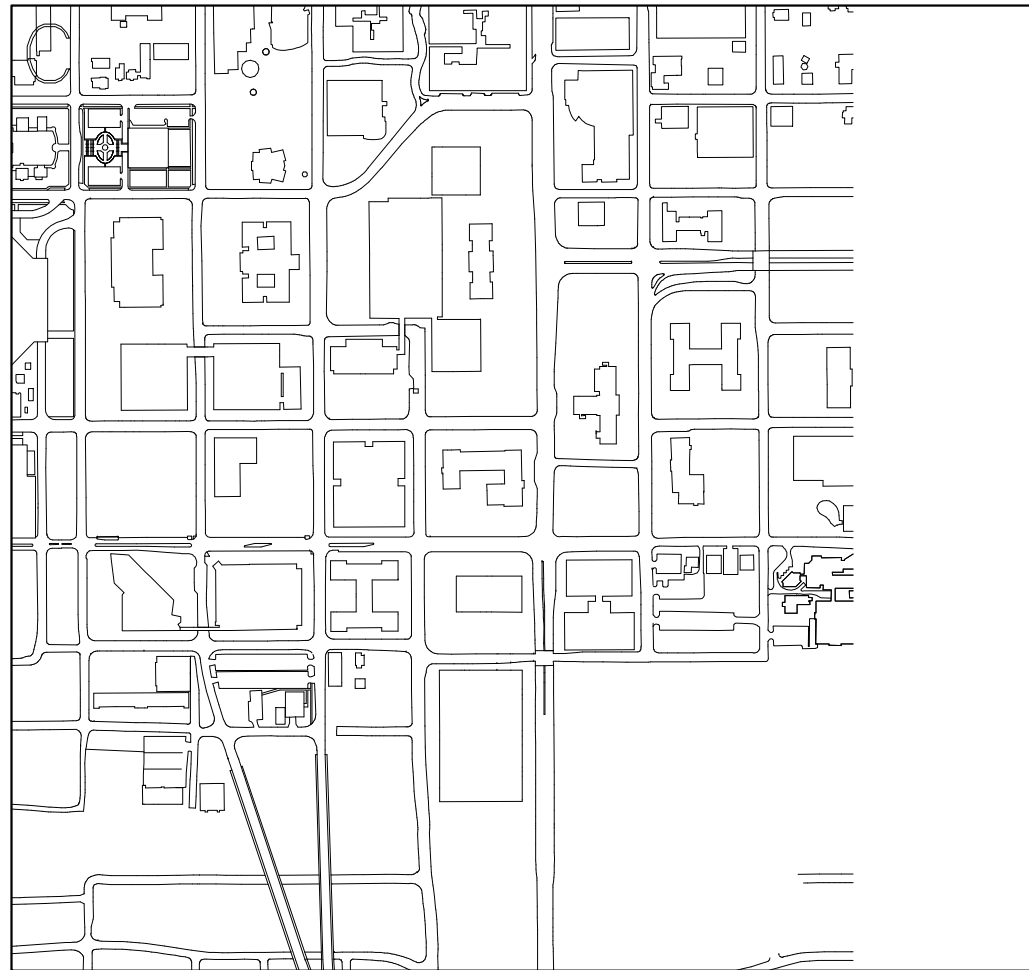
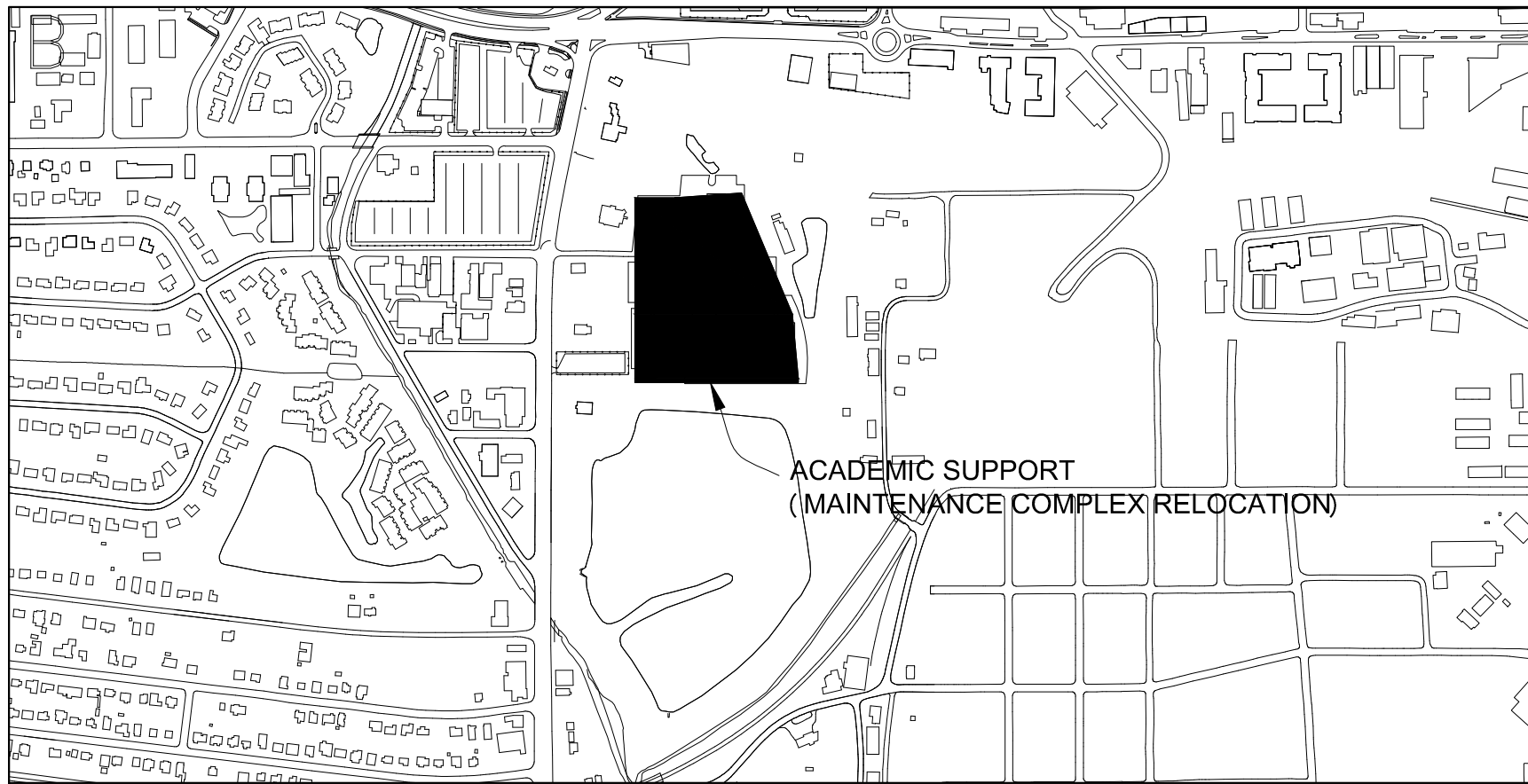


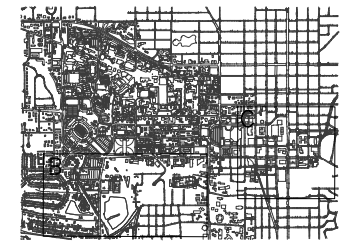
FIGURE 6.1.2

FUTURE SUPPORT
LOCATIONS

LEGEND:

- FUTURE SUPPORT
YEAR 1 - 5
- ▨ FUTURE SUPPORT
YEAR 6 - 10

KEY PLAN:



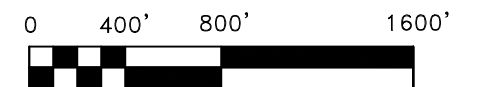
SOURCE:

BASEMAP BY FSU
MASTER PLAN BY PARSONS

COMPREHENSIVE MASTER PLAN
FLORIDA STATE UNIVERSITY
TALLAHASSEE, FLORIDA
GOP

13 JUNE 2008

REV: 10 JUNE 2016



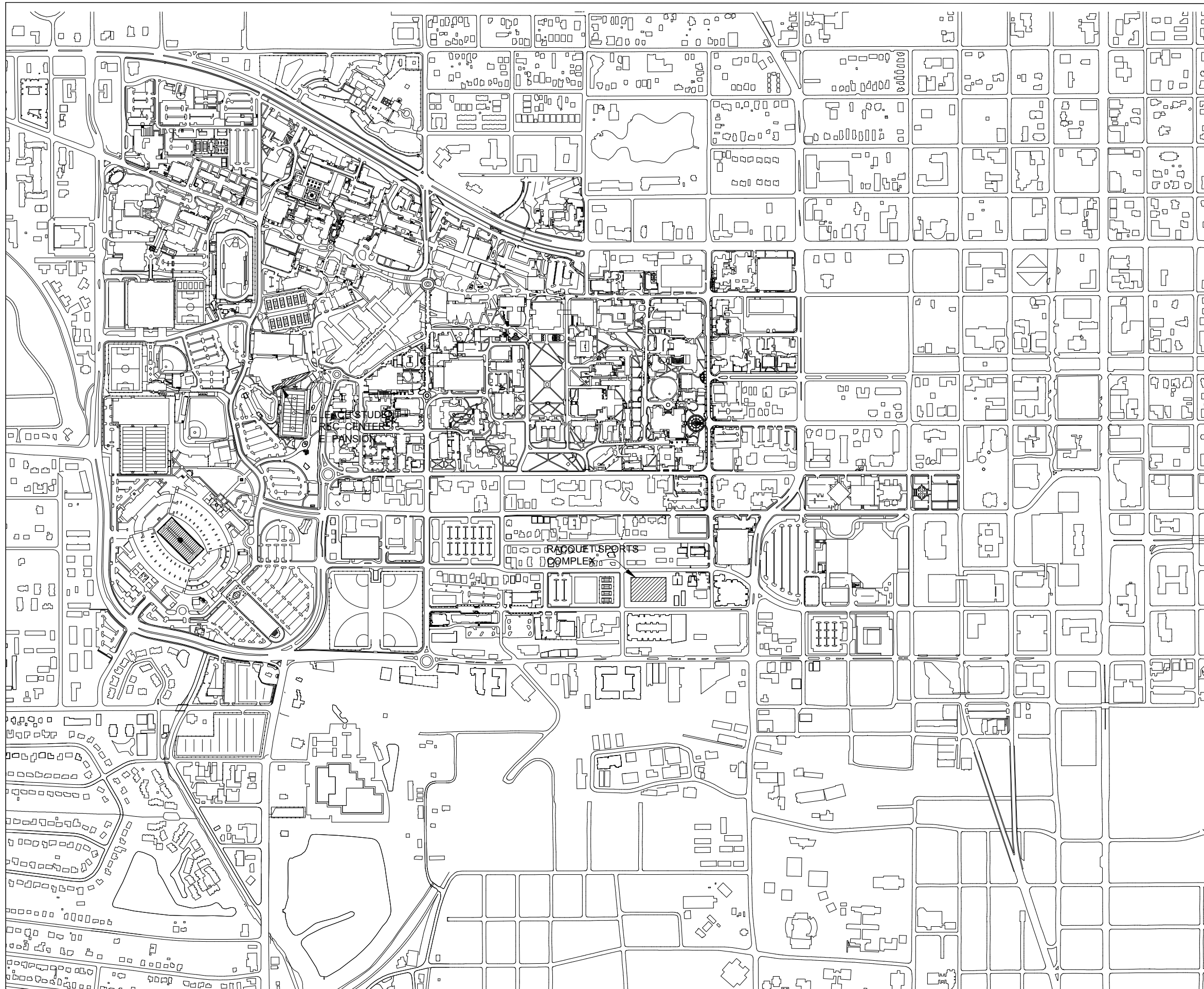


FIGURE 6.2

**INTRAMURAL/
RECREATIONAL
DEVELOPMENT**

LEGEND:

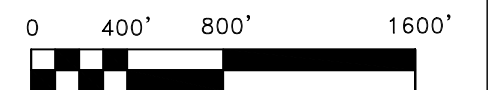
- YEARS 1-5
- ▨ YEARS 6-10

SOURCE:

BASEMAP BY FSU
MASTER PLAN BY PARSONS

COMPREHENSIVE MASTER PLAN
FLORIDA STATE UNIVERSITY
TALLAHASSEE, FLORIDA
GOP

13 JUNE 2008
REV: 10 JUNE 2016



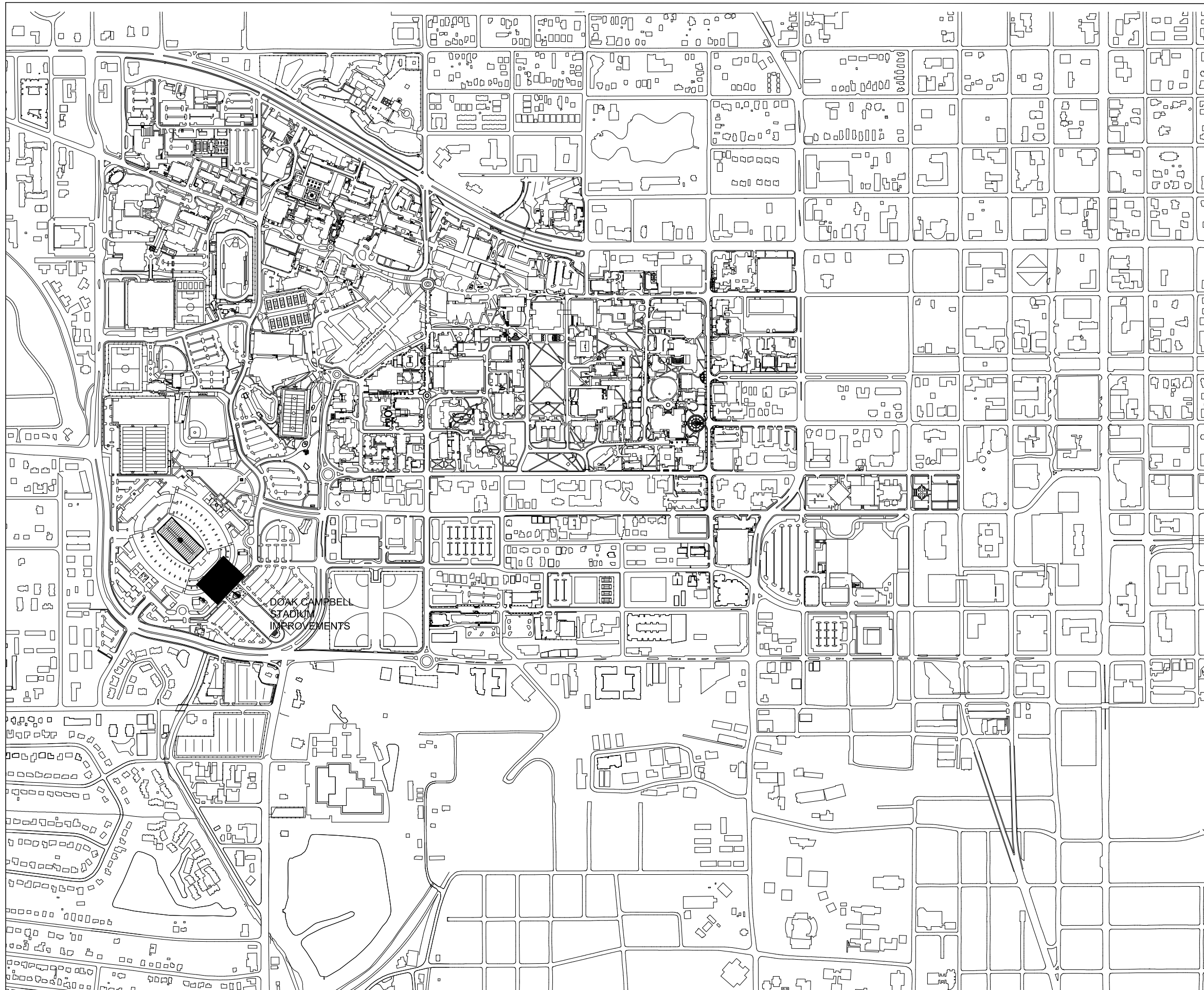


FIGURE 6.3

ATHLETIC
DEVELOPMENT

LEGEND:

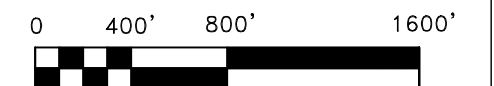
- YEARS 1-5
- ▨ YEARS 6-10

SOURCE:

BASEMAP BY FSU
MASTER PLAN BY PARSONS

COMPREHENSIVE MASTER PLAN
FLORIDA STATE UNIVERSITY
TALLAHASSEE, FLORIDA
GOP

13 JUNE 2008
REV: 10 JUNE 2016



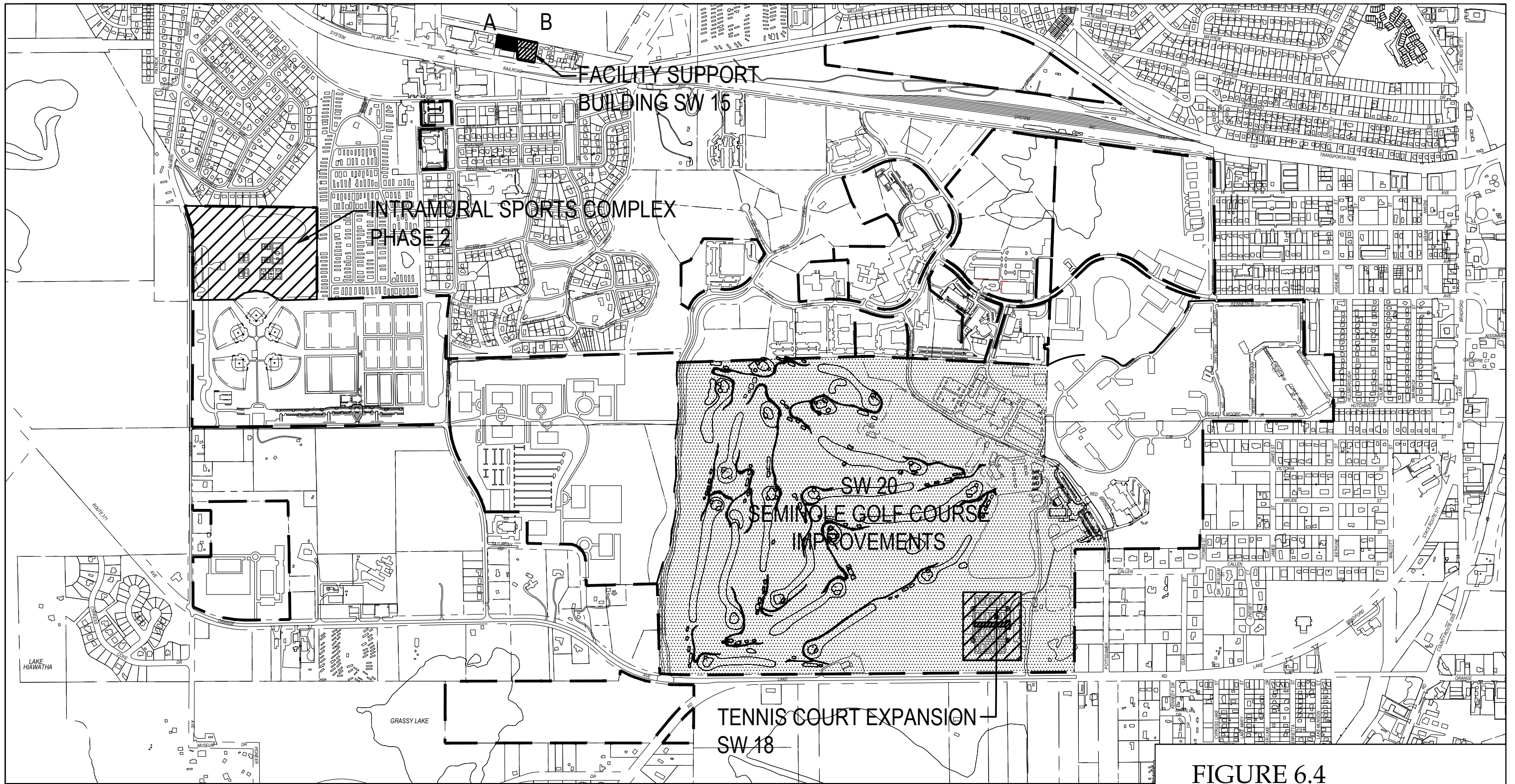
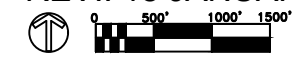


FIGURE 6.4

FUTURE SUPPORT LOCATIONS

GOP
 13 JUNE 2008
 REV.: 18 JANUARY 2018



LEGEND:

- — CAMPUS BOUNDARY
- YEAR 1- 5
- YEAR 6 -10

SOURCE:
 BASEMAP BY FSU
 MASTER PLAN BY PARSONS



COMPREHENSIVE MASTER PLAN:
FLORIDA STATE UNIVERSITY
 TALLAHASSEE, FLORIDA

SOUTHWEST CAMPUS
 GOALS, OBJECTIVES AND POLICIES

FIGURE 6.5

PANAMA CITY FUTURE SUPPORT BUILDINGS

LEGEND:

-  FUTURE SUPPORT BUILDINGS - YEAR 1-5
-  FUTURE SUPPORT BUILDINGS - YEAR 6-10

SOURCE:

BASEMAP BY FSU
MASTER PLAN BY PARSONS

COMPREHENSIVE MASTER PLAN
FLORIDA STATE UNIVERSITY
TALLAHASSEE, FLORIDA
GOP

13 JUNE 2008
REV: 10 JUNE 2016

